

FORCHE FPC

I - Forca per pareti in cartongesso

GB - Wallboard fork

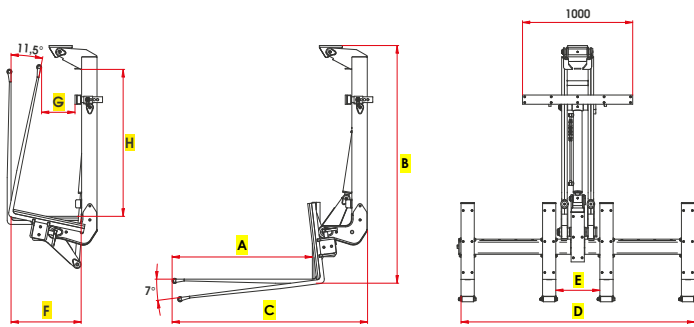
D - Wendegabel

F - Fourche pivotante pour plaques de plâtre

E - Horquilla para paredes de pladur





DISEGNO TECNICO / TECHNICAL DRAWING



Portata gru a braccio sfilato / Lifting capacity at the end of boom



Peso escavatore / Excavator weight

Modello Type	Zanche Tines	Portata Load	Peso Weight	Pressione Pressure	Portata olio Oil flow			A	B	C	D	E	F	G	H
	nr.	kg	kg	Max bar	Lt/min	Ton.	Ton.	mm	mm	mm	mm	mm	mm	mm	mm
FPC46 1500 S	4	1500	480	250	50	1,8-2,5	5,0-9,0	1200	1880	1720	2500	400	480	140	1300
FPC46 2000	2	2000	380	250	50	2,0-3,0	5,0-9,0	1200	1880	1720	2160	400	480	140	1300
FPC65 2000	2	2000	390	250	50	2,0-3,0	5,0-9,0	1200	2060	1720	2160	400	640	330	1300